



ECONOMIC PERFORMANCE FOR THE YEAR 2021

February 3, 2022

THE INDUSTRY SUPPORTS MORE THAN 63,000 JOBS IN QUEBEC (2019-2020)

QUEBEC TELEVISION PRODUCTION

19,495

Direct Spinoff
12,346 7,149

QUEBEC FILM PRODUCTION

4,351

Direct Spinoff
2,612 1,739

FOREIGN PRODUCTION AND PRODUCTION SERVICES

33,124

52% of all jobs
Direct Spinoff
20,344 12,780

INTERNAL PRODUCTION

6,459

Direct Spinoff
3,184 3,275

PRODUCTION VOLUME

RESULTS AND OBJECTIVES SUBMITTED IN 2018 AND 2020

FORECAST

\$1.4B
in 2014
\$1B in domestic productions
\$188M in foreign productions
\$139M in VFX

TO

\$1.7B
in 2017
\$1B in domestic productions
\$383M in foreign productions
\$310M in VFX

TO

\$2.24B
in 2023
\$1B in domestic productions
\$485M in foreign productions
\$750M in VFX

ACTUAL RESULTS ACHIEVED AS OF 2021

\$1.9B
in 2018
\$1B in domestic productions
\$378M in foreign productions
\$498M in VFX & Animation

TO

\$2.18B
in 2019
\$1B in domestic productions
\$360M in foreign productions
\$816M in VFX & Animation

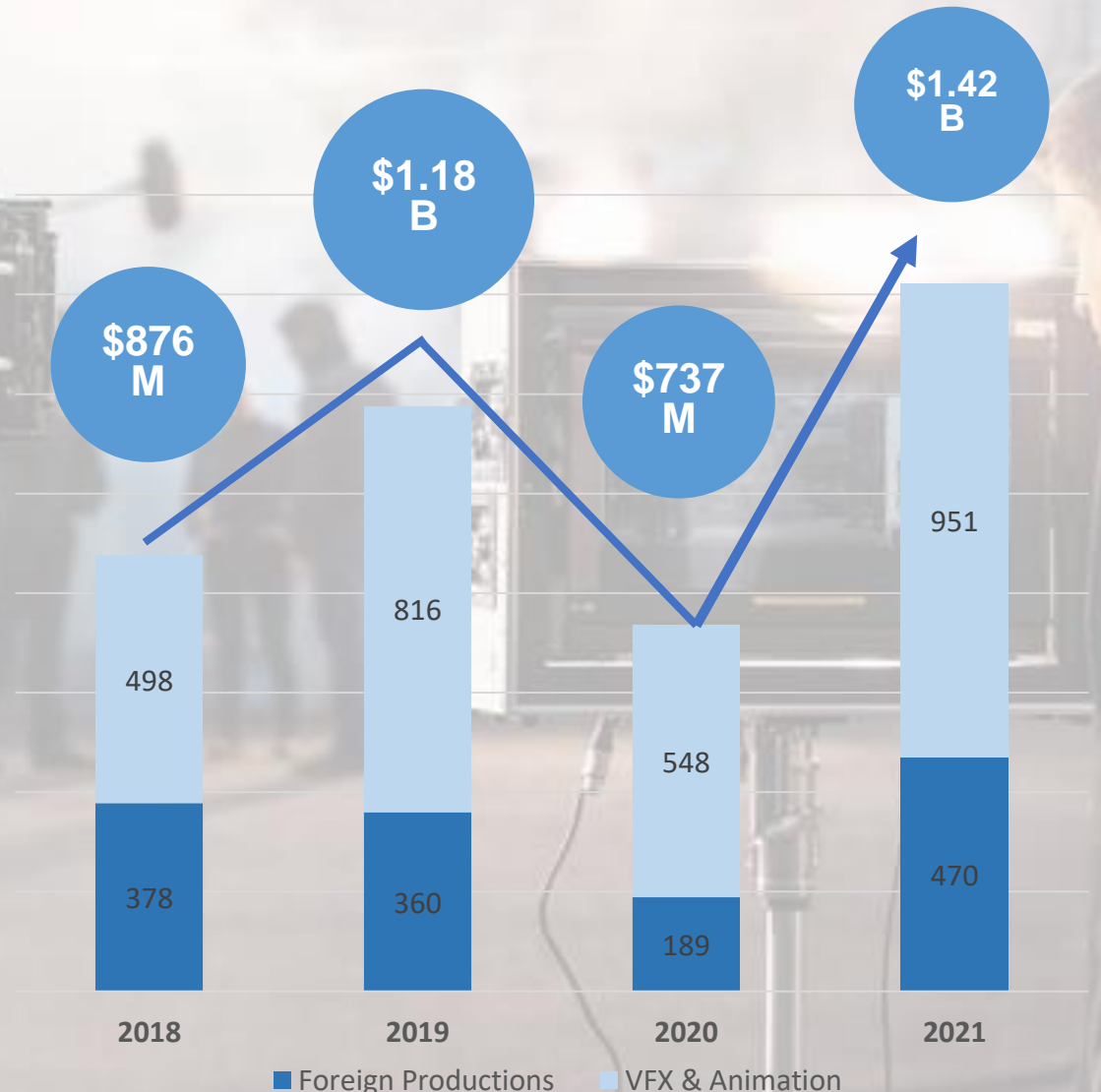
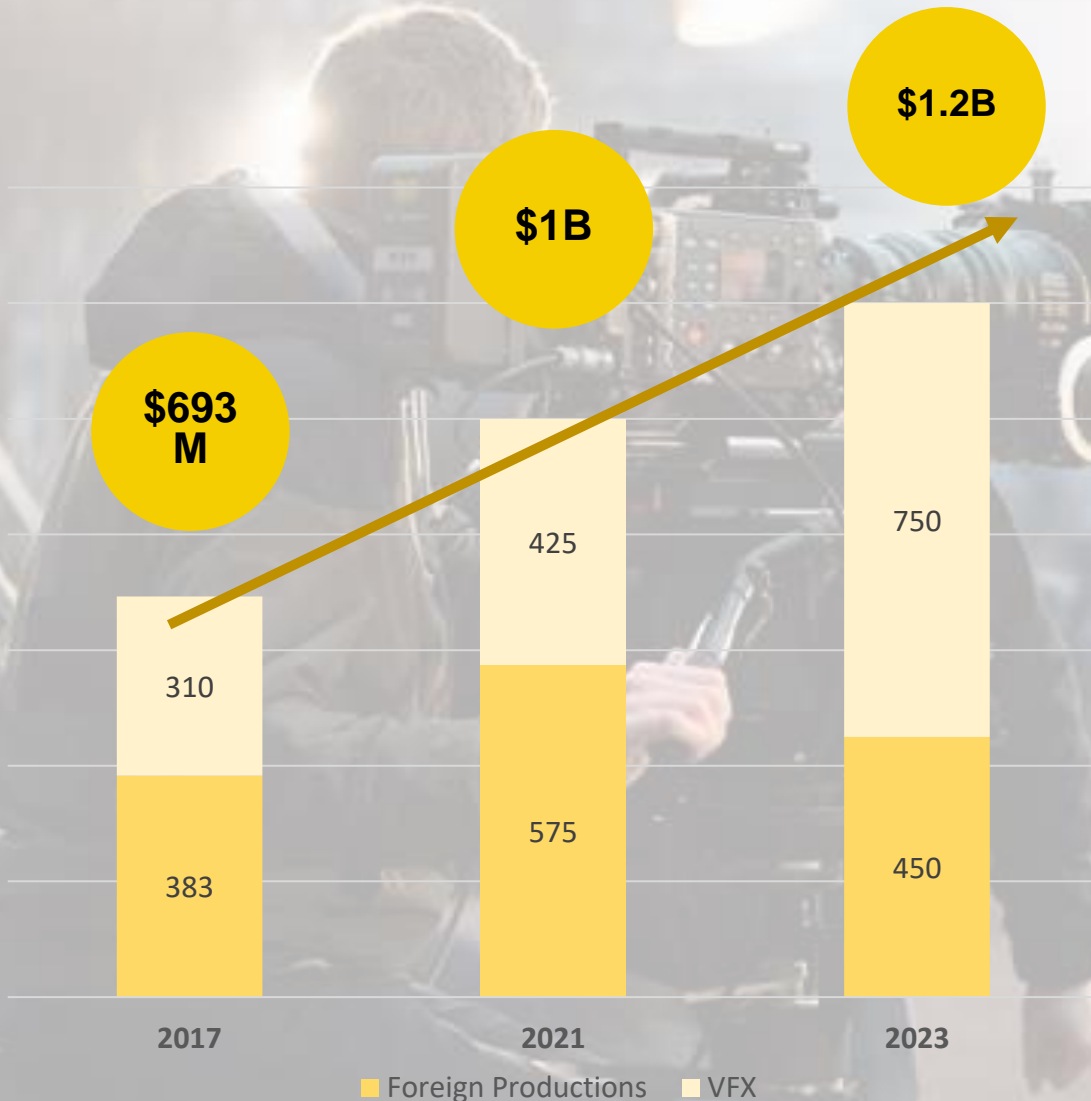
TO

\$2.5B
in 2021
\$1.07B in domestic productions
\$470M in foreign productions
\$951M in VFX & Animation

GROWTH OF FOREIGN INVESTMENTS

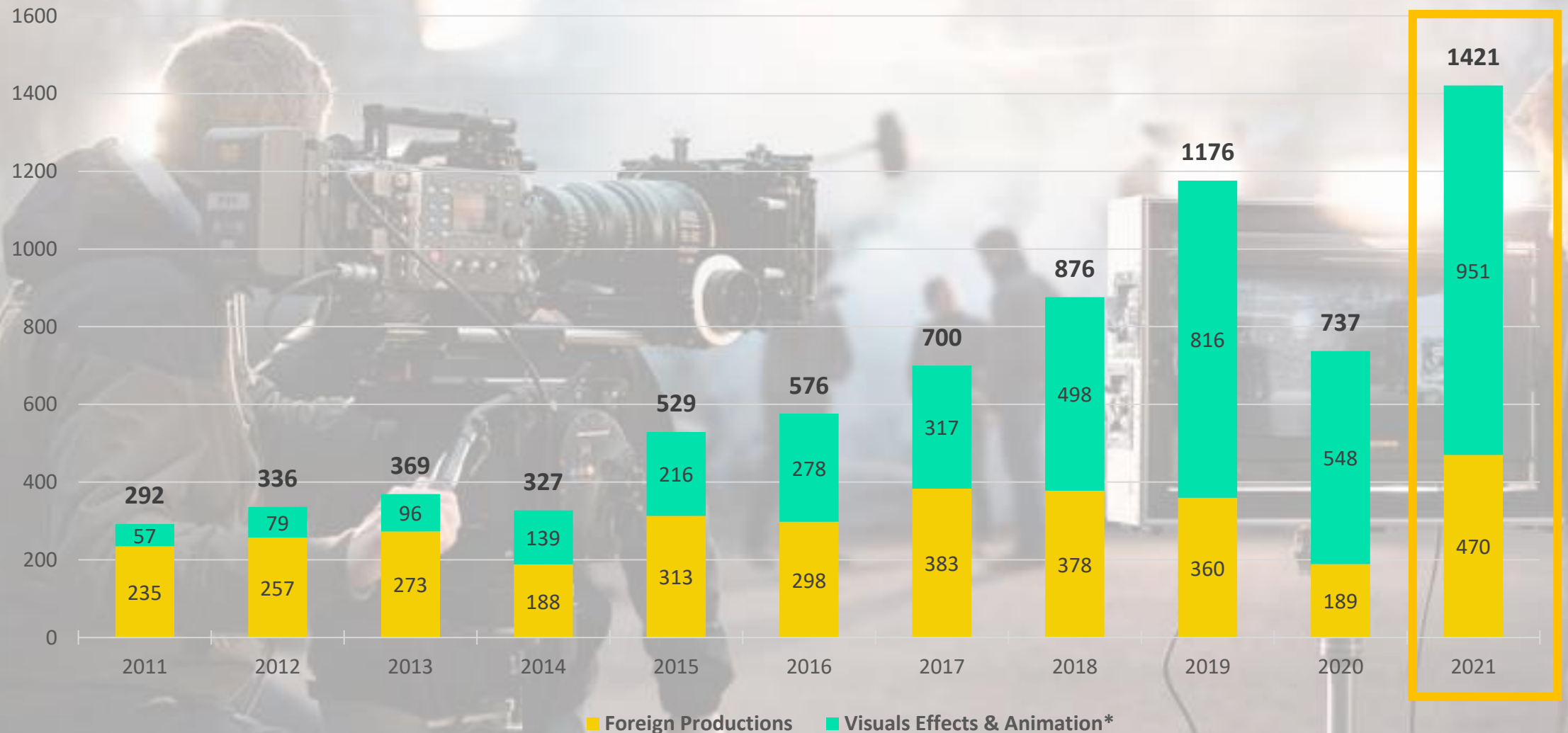
FORECAST SUBMITTED IN 2018 and 2020

ACTUAL RESULTS



ESTIMATED ECONOMIC BENEFITS IN QUEBEC FOREIGN PRODUCTION AND VISUAL EFFECTS INDUSTRIES

From 2011 to 2021 (in millions of Canadian dollars)



Sources: QFTC, SODEC, PwC

* Note that as of 2017, a change in methodology occurred in the calculations including the animation sector in the calculation.